

Name: \_\_\_\_\_

Alphabetical Order: Advanced

## Alphabetical Order



Rewrite each word list in alphabetical order.

1. skunk, skyline, skiing, ski, skyscraper

\_\_\_\_\_

2. rainbow, reindeer, raindrop, railroad, raincoat

\_\_\_\_\_

3. craftsman, crank, cranky, craft, crawl

\_\_\_\_\_

4. measure, May, measurement, maze, mayor

\_\_\_\_\_

5. trapeze, trapper, treatment, traveler, treasure

\_\_\_\_\_

## IXL Homework Sheet

### Directions:

- Log onto IXL at [www.ixl.com](http://www.ixl.com) using your username and password.
- Practice a skill that will support your progress towards meeting grade level standards.
- Complete this sheet.

1. What skill did you choose to practice?

---

---

2. How long did you practice? (Elapsed time) \_\_\_\_\_

3. What was your Smart Score? \_\_\_\_\_

4. What did you learn or get better at doing by practicing  
on IXL today? \_\_\_\_\_

---

---

---



# Writing Assignment

For homework this week, you will need to write in your **writing journal**.


What will you write about? You may write about **any topic** that you interests you - fiction **OR** non fiction!

- \* Find the **best place** to sit with your writing journal.
- \* Think about **1 topic** that you have some ideas for. (fiction or non fiction)
- \* Once you have **some ideas**, write for **15 minutes** in your journal.

Remember, **thinking** is a part of writing!



Go online to [www.raz-kids.com](http://www.raz-kids.com).

 [www.raz-kids.com/main/Login](http://www.raz-kids.com/main/Login)

Login using your teacher's username.

**Teacher Username**



[Need Help?](#)

Click on your icon and enter your password: \_\_\_\_\_



Click on

Choose a book.

Title \_\_\_\_\_

*(Record it on your reading log too!)*

*(This counts as reading homework; so keep track of your time.)*

Check the boxes below when you have completed:

- ☐ Listened to the book.
- ☐ Read the book
- ☐ Took the quiz

What was your score on the quiz? \_\_\_\_\_

Share one thought about what you read: \_\_\_\_\_

\_\_\_\_\_

Name \_\_\_\_\_

Date \_\_\_\_\_

1. Dan organizes his star stickers into 3 rows of 4. Irene adds 2 more rows of stickers. Complete the number sentences to describe the total number of stickers in the array.

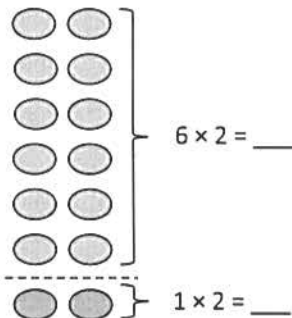


a.  $(4 + 4 + 4) + (4 + 4) =$  \_\_\_\_\_

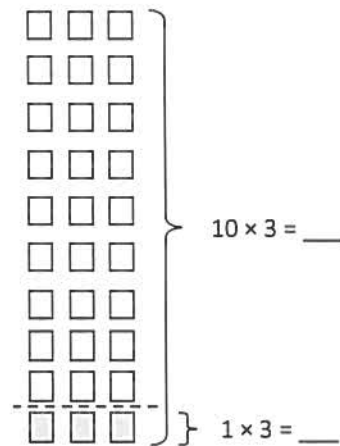
b. 3 fours + \_\_\_\_\_ fours = \_\_\_\_\_ fours

c. \_\_\_\_\_  $\times 5 =$  \_\_\_\_\_

2.  $7 \times 2 =$  \_\_\_\_\_



3.  $9 \times 3 =$  \_\_\_\_\_



4. Franklin collects stickers. He organizes his stickers in 5 rows of 4 on his table.

Draw an array that represents Franklin's stickers using an x to show each sticker.

$$5 \times 4 = \underline{\hspace{2cm}}$$

5. Franklin adds 2 more rows. Use circles to show his new stickers on the array in part 3a.

- a. Write and solve a multiplication sentence to represent the circles you added to the array.

$$\underline{\hspace{2cm}} \times 4 = \underline{\hspace{2cm}}$$

- b. Complete the addition sentence to show how you added the totals of 2 multiplication facts to find Franklin's total number of stickers.

$$\underline{\hspace{2cm}} + \underline{\hspace{2cm}} = 28$$

- c. Complete the unknown to show Franklin's total number of stickers.

$$\underline{\hspace{2cm}} \times 4 = 28$$